

SIMON & LISA THOMAS SHARE THEIR EPIC 14-YEAR PHOTOGRAPHIC JOURNEY

**2** RIDE THE  
WORLD<sup>®</sup>

ADVENTURES IN PHOTOGRAPHY

# CAPTURE

**12 EPIC LOCATIONS TO INSPIRE  
YOUR PHOTOGRAPHY**



Photography on an EPIC scale from around the world  
Two photographers, 78 countries, 14-years of travel and images to inspire.



## INSPIRE

"Most people go riding for a weekend; some for a month; some for a year. However, no one has ever been riding like these two.

Meet Simon and Lisa Thomas, motorcycle explorers like no other."

*Interview Rennie Scaysbrook, Free Wheeling magazine*

WEBSITE [www.2ridetheworld.com](http://www.2ridetheworld.com)

# CAPTURE - ADVENTURES IN PHOTOGRAPHY

---

**CAPTURE**  
**Adventures in Photography**

TEXT  
**Simon Thomas**

PHOTOGRAPHERS  
**Simon & Lisa Thomas**

CREATIVE DIRECTOR  
**Simon Thomas**

DESIGNER  
**Simon Thomas**

COVER PHOTOS BY  
**Simon Thomas**

Published by  
**2RTW Press**

©2017 by Simon Thomas

All rights reserved. No part of this book may be reproduced or transmitted in any form or by any means, electronic or mechanical, including photocopying, recording, or by any information storage and retrieval system, without written permission from the publisher, except for the inclusion of brief quotations in a review.

## **Trademarks**

All terms mentioned in this book that are known to be trademarks or service marks have been appropriately capitalized. 2RTW Press cannot attest to the accuracy of this information.

Use of a term in this book should not be regarded as affecting the validity of any trademark or service mark.

Photoshop is a registered trademark of Adobe Systems, Inc.

Macintosh is a registered trademark of Apple, Inc.

Windows is a registered trademark of Microsoft Corp.

Aurora HDR 2018 & Luminar 2018 are trademarks of Shinyfields LTD (Skylum Software, Inc.).

## **Warning and Disclaimer**

This book is designed to provide information and inspiration for digital photographers.

Every effort has been made to make this book as complete and as accurate as possible, but no warranty of fitness is implied.

The information is provided on an as-is basis. The author and 2RTW Press shall have neither the liability nor responsibility to any person or entity with respect to any loss or damages arising from the information contained in this book or from the use of the discs or programs that may accompany it.

**[www.2ridetheworld.com](http://www.2ridetheworld.com)**

Photographic images, prints and licences can be purchased at

**[www.prints2ridetheworld.com](http://www.prints2ridetheworld.com)**

or by emailing: [lisathomas@2ridetheworld.com](mailto:lisathomas@2ridetheworld.com)

**2 RIDE THE WORLD**

# CONTENT



---

**18** **SWAYAMBHUNATH**  
High above legendary Kathmandu, Nepal

**22** **RAINBOW VALLEY**  
Central Australia

**24** **THE HAUL ROAD**  
The Alaskan road to the end of the world

**26** **SAVANNAH**  
Wild Tanzania, Africa

---

**40** **LONG NECK VILLAGE**  
All about the people, Thailand, Far East

**42** **PETRONAS TOWERS**  
One of the most beautiful neon city's in the world,  
Kuala Lumpur, Malaysia

**44** **YOSEMITE**  
An ode to Ansel Adams, California, USA



---


**28** **THE STEEPE**  
Raw untamed rugged beauty in Mongolia

**32** **YUCATAN**  
Mayan history, palm tree oasis, white sandy beaches  
and cocktails

**34** **THE SILK ROAD**  
The most dramatic route in the world, Tajikistan

**36** **THE GOLDEN TEMPLE**  
The world's largest free eatery, India

**38** **MOUNT BROMO**  
Riding to the crater lip of a super volcano, Java,  
Indonesia





**H**i there, and thanks for picking up our e-book, **CAPTURE - Adventures in Photography**.

Lisa (my wife) and I set out back in 2003 with a simple plan to spend 16-months exploring our planet by motorcycle and photographing the life, the landscapes, cultures and experiences that came our way.

What we couldn't have imagined then was that our journey was going to become our lifestyle and that along the way we'd learn languages, become photographers, authors and speakers.

We've now been riding and photographing the world for 14-years. Wow, where has the time gone? We've lived more in the last 14-years than we thought we'd live in a lifetime. We've sipped tea with Toureg nomads, dined with Presidents and been saved by strangers in the Amazon Jungle. It's fair to say that we're photographically inclined adventure junkies.

Putting this book together was lot of fun and a great opportunity to revisit old photos that we've not enjoyed for a while. What was really exciting was bringing out the full potential of the images with with SKYLUM'S Aurora HDR 2018 and

Luminar 2018 photo editing software.

We started out as complete photographic novices, I'm ashamed to admit that before this journey began I'd never held a camera, let alone taken a picture. Today our photography is a passion, that drives us to capture and share what we see with as much clarity, colour and depth as possible.

Over the years we've used cameras from Fujifilm, Canon, we were sponsored by Nikon and are now back using the new FUJIFILM X-T2 and loving it.

The idea with this book is simple enough, we wanted to share some of the incredible places that are out there and waiting for you. Maybe you get can get to all of them, or maybe you'll explore just one. The important thing is to get out there, create great images and have fun doing it.

If you'd like more information then drop by our website at: [www.2ridetheworld.com](http://www.2ridetheworld.com)

Enjoy the book and thanks again.

*Simon & Lisa Thomas*





# Our Route Ridden Around The World







Our lives today are very different to when we set out. Today, our home is a tent and we camp the majority of the time, regardless of which country we're in.

Lisa cooks our meals on a multi-fuel stove, which means we decant fuel from the motorcycles to burn and she's been cooking on the ground for the past 14-years.

Our photographic challenges present themselves daily as I sort, post process and even created this e-book from the warmth of my sleeping bag, inside the tent, with the laptop on my lap.

Of course, being on the road 24/7 means that finding electricity can also be a challenge.







This is where we get to thank and acknowledge the firms who have supported us with friendship and support during our years on the road.



# THE GEAR WE USE

FUJIFILM X SERIES

# X-T2

“ Having shot with standard DSLR (Digital Single Lens Reflex) cameras, we kept hitting the same problems; they are big and heavy. The FUJIFILM X-T2, is small, but incredibly powerful, and its weather sealed, a great plus for us living outdoors.

## CAMERA OF CHOICE

We've been through a few camera models and brands over the years but today our camera of choice is the FUJIFILM X-T2.

Being on the move 365 days year on two motorbikes is tough on equipment, especially camera gear and we need to pack light.

Check out the opposite page to see our current gear list.



## BODY

2 x FUJIFILM X-T2

## LENSES

- XF16-55mmF2.8 R LM WR
- XF35mmF2 R WR
- XF80mmF2.8 R LM OIS WR Macro
- XF90mmF2 R LM WR
- XF10-24mmF4 R OIS
- XF100-400mmF4.5-5.6 R LM OIS WR
- TELECONVERTER XF1.4X TC WR



## EXTRA'S

- SIRUI TX Series Traveler Tripod
- 2x FUJIFILM Vertical Power Boost Grip VPB-XT2
- Ball Head K-20X
- 8 x Lume Cube (lighting system)



## CARRYING OUR GEAR

With limited carrying options, our gear has to be protected and yet immediately accessible.

TEMBA bags are the best solution we've found so far

They hold our camera equipment on our bikes fuel tanks but also works as carry-round bags when we're walking all day.

HIGHLY recommended!

# WHAT'S IN OUR SOFTWARE TOOLBOX

## Shoot now, Perfect Later

Travel photography is about grabbing opportunities for outstanding images as and when they come along.

There's rarely a scenario when you can get the lay of the land in advance, compose a shot in your mind, work out the angles, the light, and then return to a location at the perfect time of day.

Many of our own shots end up less than perfect simply because in our rush to freeze a moment in the camera, we hadn't dialled in the perfect settings, or the camera simply wasn't able to capture the dramatic light we saw with our eyes.

### Why LUMINAR?

It's intuitive, simple to learn, powerful and best of all, it's inexpensive.

Unlike other high-end image editing software, who charge a monthly fee for a software license, I can buy LUMINAR for \$69 and own it for life.

Most of my editing work today for both corporate clients



||| DOWNTON KL  
PROCESSED WITH  
AURORA 2018


and magazines is done using LUMINAR.

I get the same results in 5-minutes that used to take me half an hour with Photoshop.

The program ships with an

impressive range of pre-set filters and is child's play to learn.

Of all the 40+ filters in LUMINAR, the stand-out feature has to be the Accent AI filter. This artificial intelligence-powered filter detects the content, style and problems with any image, and then with one slider allows you to enhance the image in





“ LUMINAR is powerful editing, with a clean and simple interface. More control in less time - sounds good to me!

||| GULF STATE PARK  
PIER PROCESSED  
WITH LUMINAR.

||| OUR FRIEND JACOB  
THE KITESURFER  
PROCESSED WITH  
LUMINAR

the best way possible. Many times, this is the only filter you'll need

Download the free trial and see for yourself. Just use the link below:

<https://macphun.us/abr>







# CAPTURE

ADVENTURES IN PHOTOGRAPHY

# SWAYAMBHUNATH TEMPLE

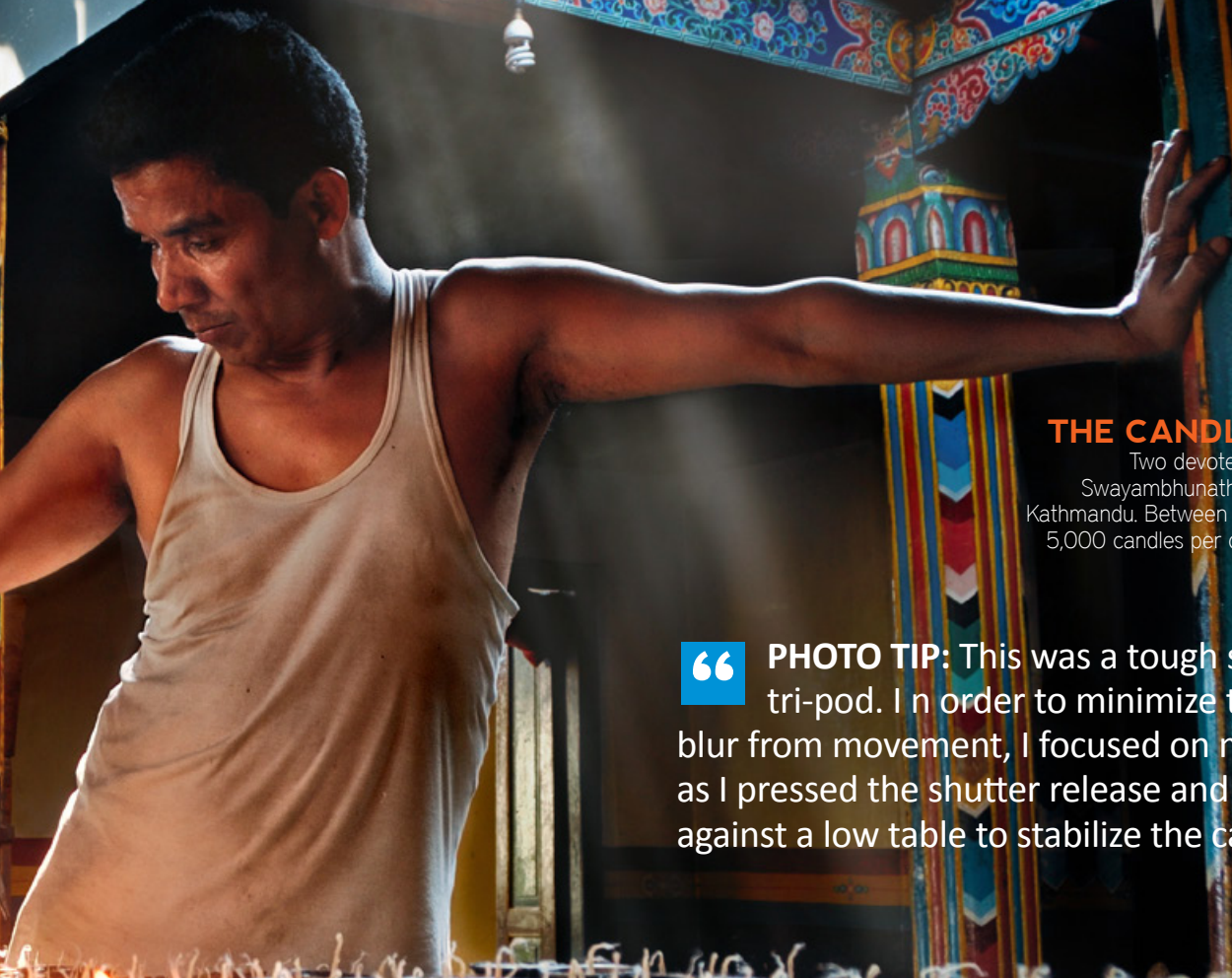
## NEPAL

After 4-months exploring the heady chaos that is India, Lisa and I rolled into Nepal. I remember that we were both shocked by the dramatic shift in atmosphere and tempo. If India was a can of jet-fuel infused Red Bull, then Nepal was an elegant and gentle cup of tea.

If you visit Kathmandu, make sure you visit the 5th century Swayambhunath Temple, better known as the Monkey Temple. It perches on a hillside, just 1.8 miles west of Thamel and provides stunning views across the sprawling city below.

The dome of the Stupa is gilded with 44 pounds of gold, but watch out for the monkeys that will play with your gear if left unattended.





### THE CANDLE MAKERS

Two devotees, work inside the Swayambhunath Stupa, high above Kathmandu. Between them they produce 5,000 candles per day, 7-days a week.

“ **PHOTO TIP:** This was a tough shot, without a tri-pod. In order to minimize the chance of blur from movement, I focused on my breathing as I pressed the shutter release and braced myself against a low table to stabilize the camera.

### image info:

Camera body - Nikon D300  
Lens - 18.0-200.0 mm f/3.5-5.6  
Focal length - 18.0 mm  
Aperture - f4.5  
ISO - 200

Processed with: Luminar 2018

## THE ANNAPURNA HIMALAYAS

For two weeks we camped high in the hills above the town of Pokhara. This was the view from our tent.





**image info:**

Camera body - Nikon D3  
Lens - 16.0-35.0 mm f/4.0  
Focal length - 16.0 mm  
Aperture - f5.6  
ISO - 100  
Exposure mode - manual

Processed with: Luminar 2018

In the very center of Australia, we were 2-hours south of Alice Springs town and central Australia was suffering it's longest dry spell in living memory, 174 days to be exact.

Lisa and I had ridden a long and sandy track to reach the little visited Rainbow Valley, so called because of the multi colored rocky buttresses that rise from the clay pan.

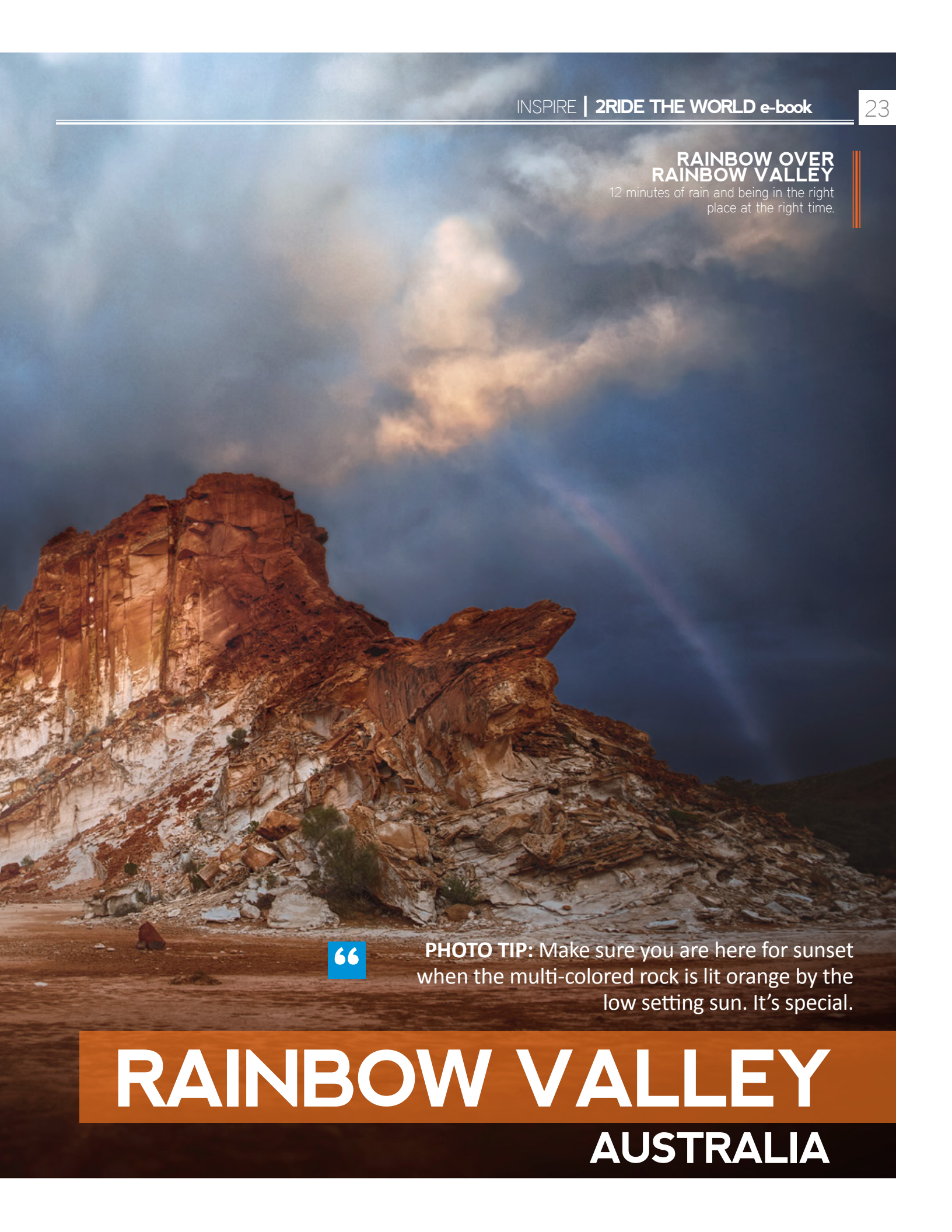
Lisa and I had made camp, set up our tent and were prepping our first food of the day, when we watched as an alien-looking cloud formation rolled in, bringing with it a gentle shower which lasted 12 minutes.

Not long, but long enough for us to capture a rainbow over Rainbow Valley. The harder I work, the luckier I get!



**RAINBOW OVER  
RAINBOW VALLEY**

12 minutes of rain and being in the right place at the right time.



“

**PHOTO TIP:** Make sure you are here for sunset when the multi-colored rock is lit orange by the low setting sun. It's special.

**RAINBOW VALLEY**

**AUSTRALIA**



# THE HAUL ROAD ALASKA



||| **LISA & HER BMW F800GS ON THE HAUL ROAD**

Sometimes it important to just stop and take it all in



**image info:**

Camera body - Nikon D3  
Lens - 16.0-35.0 mm f/4.0  
Focal length - 35.0 mm  
Aperture - f4.0  
ISO - 100

Processed with: Luminar 2018

Alaska is a wilderness that even today remains untamed.

In our quest to ride to the most northerly and southerly points on each continent, we were riding the famous Haul Road to reach Prudhoe Bay before the weather closed in and when snowfall would make the route impassable.

Now, unlike our other recommendations, this location isn't a location, but the Haul Road itself. Whether you're in a car, a truck a motorcycle or even a bicycle, the Haul Road will beg you to stop and pull your camera gear out every mile.

The light is like the weather, changable and dramatic.



**PHOTO TIP:** Pack extra high capacity memory cards, you're going to need them. If you have the space pack an ND Grad filter.

# SAVANNAH

## TANZANIA


### Image info:


Camera body - FUJIFILM S7000  
Lens - Fixed  
Focal length -  
Aperture - f5.6  
ISO - 400  
Exposure mode - Auto

Processed with: Luminar 2018

### THE TREE

There is something timeless about this lone tree standing in the savannah.





We confess, we lost our heart's to Africa and, in particular Tanzania.

This one spectacular east African country is home to 20% of all the species of Africa's large mammal population. So, if you like the idea of photographing big game in the wild, this is a country not to miss.

We explored Tanzania early in our adventures, when our meager budget did not run to high end digital camera's. Although Luminar 2018 has done a great job of bringing our old 2004 images back to life. The main image to the left was a view from the tent before sunset. Unfortunately, I have no record of exactly where we were at the time.

**“ PHOTO TIP:** If you're on a timetable and funds allows, arrange to visit Ngorongoro Conservation Area, it's the world's largest intact caldera and is brimming with wildlife.

### THE EAGLE HUNTER

Mongolians still use golden Eagles to hunt and catch wildlife, which puts food on the table for their families.

# THE STEEP

## MONGOLIA

Mongolia is easily one of the most ruggedly beautiful countries we've ridden and explored. The Mongolian nomadic culture is also, for us, one of the most fascinating and enjoyable.

Head just 15 miles south of the nation's capital, Ulan Bator and you'll think you're on the moon.

Mongolia is also one of the least inhabited countries on earth, so when you head out, make sure you're prepared. The area known as "The Flaming Cliffs" is stunning, the Gobi Desert in the far south is, well, overwhelming and the Altai Mountain range in the north west is a gorgeous but brutal landscape not to be missed.









## THE STEEP

Mongolia is raw and beautiful. In this shot Lisa poses for a shot with a storm rolling in from behind.

### image info:

Camera body - Nikon D3  
Lens - 16.0-35.0 mm f/4.0  
Focal length - 16.0 mm  
Aperture - f5.6  
ISO - 100  
Exposure mode - manual

Processed with: Luminar 2018

“ PHOTO TIP: Carry a camera with a self cleaning sensor. Mongolia is dusty and brutal on gear.

# YUCATAN MEXICO

With more Mayan temples than you can shake a stick at, white sandy beaches, dense jungle and a Caribbean coastline, a photo holiday to Mexico's Yucatan region could be just what the doctor ordered.

We camped on a beach for 6 weeks and fell in love with the region.



## THE FORTRESS


Although the temples of Chichen Itza are a little touristy, there's no arguing that the fortress is still one of the most impressive Mayan temples and is very easy to get to.



**image info:**

Camera body - NIKON D3  
Lens - 18-55mm f/3.5-5.6  
Focal length - 35mm  
Aperture - f10.0  
ISO - 200  
Exposure mode - Manual

Processed with: Luminar 2018



“ PHOTO TIP: Like most great locations get here early! By mid-day any chance of capturing a great image is gone as Chichen Itza swarms with tourists. Hey, I said it's great, not secret.

**image info:**

Camera body - NIKON D300

Lens - 18-55mm f/3.5-5.6

Focal length -

Aperture - f10.0

ISO - 200

Exposure mode - Auto

Processed with: Luminar 2018





## CROSSING THE PAMIR MOUNTAIN RANGE

Yep, that's me up there freezing my arse off, and wondering how the hell we're going to survive crossing one of the most daunting ranges I'd ever seen.

# SILK ROUTE

# TAJIKISTAN

The Pamir Highway: since time immemorial, the Silk Route in Central Asia has existed as an artery of trade connecting west to east and north to south.

Contrary to its name, the Silk Route is not a singular road but a web of ancient tracks and rock-strewn trails trodden for a millennia by travelers, merchants, explorers, soldiers, and kings. Over 3,000 years of meandering history is carved into one of the most striking landscapes in the world. Our dream of riding the Silk Road was now a reality, and we must ride it successfully if we are to reach Iran and continue our westward journey.

“ **PHOTO TIP:** Above 15,000 feet, which is most of Tajikistan, the temperatures plummet. Make sure you keep your camera batteries warm or they'll be useless when you come to use them. At night put them in your sleeping bag...seriously!

## OPPOSITE: THE WALL

Some landscapes have a way of making you feel, utterly insignificant and Tajikistan's Silk Route, is one of them.

Even this photo doesn't really convey the vast size of the monolithic wall of rock that Lisa's riding towards.

# THE GOLDEN TEMPLE

# SRI HARMANDIR SAHIB

# INDIA

Located in India's Punjab region, the "Sri Harmandir Sahib" or Golden Temple as it's more easily pronounced is stunning at 4:50am

Exploring India is like drinking a non-stop cultural cocktail which bombards the senses 24-hours a day.

We had just ridden through Pakistan with a fully armed military escort, before we reached the border with India. We were exhausted and needed a few days to get our bearings.

We spent 4-days riding and exploring the city of Amritsar in the Punjab region of west India and fell in love with this incredible location.

Inside the walls of the Golden Temple there is a real sense of tranquility that is hard to find in India. But what makes this site truly unique is that it also doubles as the world's largest free eatery. The "Langer" or free kitchen at the Golden Temple serves two hundred thousand rotis (Indian flat bread) and almost 2 tonnes of dal (lentil soup) to 100,000 people every single day, all for free.

Right who's hungry? If you're photographing here, that's one thing you won't be!



#### image info:

Camera body - Nikon D300  
Lens - 18-55mm f/3.5-5.6  
Focal length - 27.0 mm  
Aperture - f3.5  
ISO - 200  
Exposure mode - manual

Processed with: Luminar 2018

“

**PHOTO TIP:** Like most holy sites, be respectful and always get permission to use your tripod if you are shooting in low light conditions

## SUNRISE AT THE GOLDEN TEMPLE

In the freezing morning air, the first light of a new day illuminates the Golden Temple in Amritsar, India





**“ You may have guessed by now that we love to ride and photograph BIG landscapes. Mount Bromo on the island of Java, Indonesia is no exception**

Indonesia is a country made up of more than seventeen thousand islands that skirt one of the most fragile tectonic plates on the planet and boasts more volcanos than almost anywhere we've ever traveled.

If a landscape has ever showcased the meaning of the phrase desolate beauty, then this is surely it. Rugged mountains,

barren volcanic peaks, gravel plains and a sea of sand. Truly unworldly.

Mt Bromo, on the island of Java, is easily seen with the entire top of the volcano having been blown off. The rumbling giant continuously belches sulfurous smoke. In the distance Mt Semeru (the highest in Java at 12,060

**image info:**

Camera body - Nikon D3  
Lens - 50mm f/1.4  
Focal length - 50.0 mm  
Aperture - f11.0  
ISO - 200  
Exposure mode - manual

Processed with: Nikon Capture 2.0  
-stitched with Photoshop  
-edited with Luminar 2018

# NATIONAL PARK BROMO

## INDONESIA

feet) creates a imposing backdrop. What is truly mind-numbing is that all these giants are actually sitting inside the massive Tengger caldera. If this super volcano ever blew it would be a climate-changing event.

If you visit just remember to actually take photos, it's all too easy to just stare with your mouth open.

“ **PHOTO TIP:** Book a sunrise tour to see the caldera lit at sunrise. You can stay at one of the small homestays in the area or at the close by Java Hotel with incredible views over the entire caldera. GPS: S7 55.333 E112 57.824

**Mt Bromo just after sunrise**

Worth getting up at 3am?  
Absolutely!

# LONG NECK TRIBAL VILLAGE

## NORTH WEST THAILAND

Lansdcapes can be wonderful but for Lisa and I, we feel that it's people that really make a country and give it its unique feel and culture. Thailand is a photgraphic playground with lush green jungles, bamboo bridges and tall sandstone peaks. But don't miss the tribes.

In an age of technical advancement, 24-hour connectivity and electronic wizardry, there is something magical about spending time with a group as instantly culturally distinguishable as the Kayan Lahwi Tribes.

Their life is tough and many now live as refugees, having fled from vicious conflict with the military regime in their native Myanmar.

Lisa and I based ourselves in the centrally located city of Chiang Mai and then made our way north west to the Mae Hong Son. Three villages are now home to 600 Kayan or "Long Necks" as they are sometimes known.

Now, there is an entry fee to enter the

villages, where the women create and sell arts and crafts to passing tourists. This was actually one of the few times that I have paid in order to take someone's photograph. It's a personal decision, but I felt that paying a few dollars would make the world of difference to someone who has been torn from their country and now lives in a very tough situation.

Personally, this is one of my favourite portraits from our time exploring Thailand.

### image info:

Camera body - Nikon D300  
Lens - 18.0-200.0 mm f/3.5-5.6  
Focal length - 120.0 mm  
Aperture - f8.0  
ISO - 500  
Exposure mode - manual

Processed with: Tonality CK  
-edited with Luminar 2018

**“** PHOTO TIP: If you're shooting portraits, shooting with an ultra sharp prime is ideal. But remember, if you see a portrait of a unique expression or moment, than grab the shot with whatever lens you have before you loose the moment.





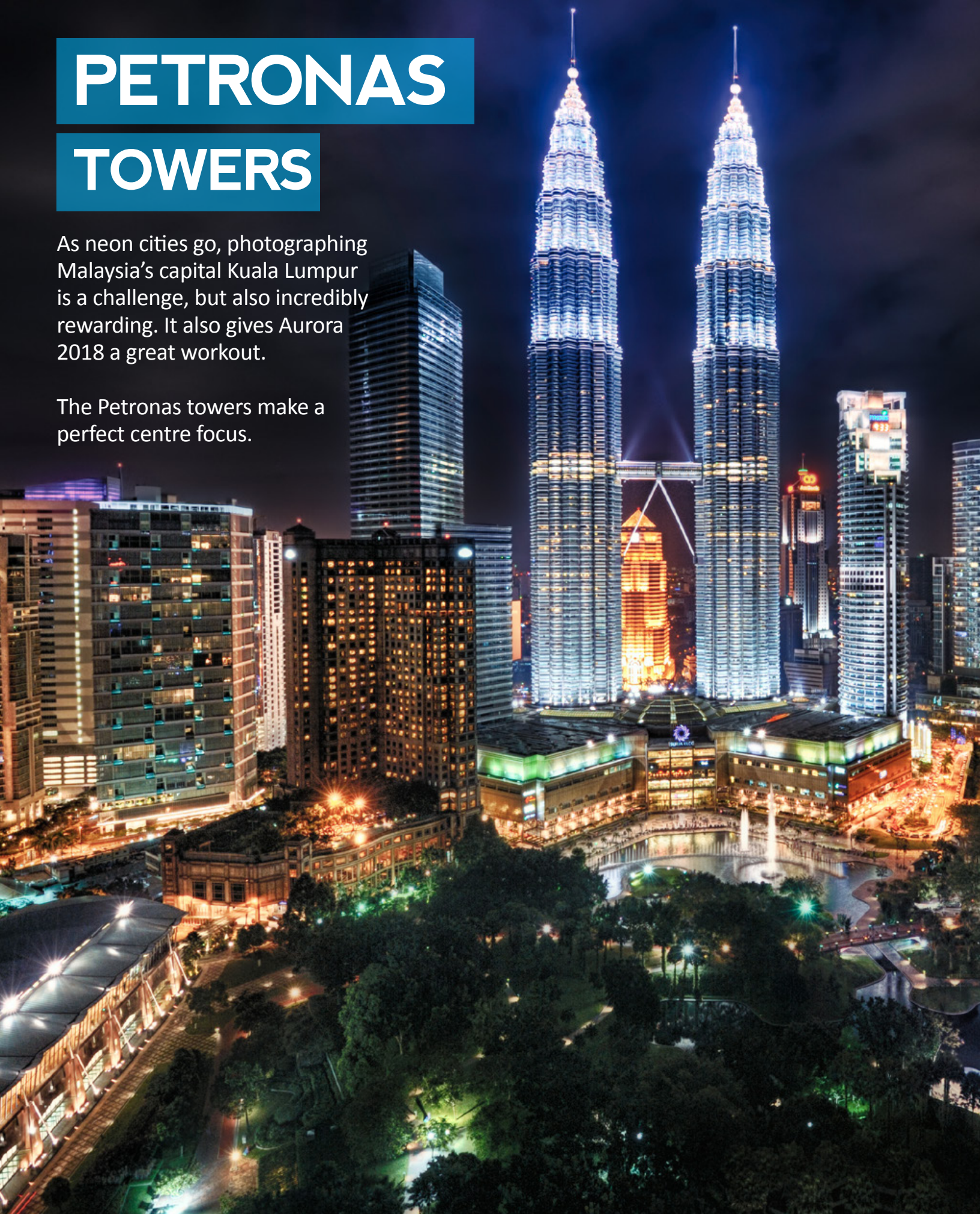
**A YOUNG KAYAN  
WOMAN**

In a still moment between  
conversations I managed to capture  
this single image of our hostess as  
her mind wanders to somewhere  
else.

# PETRONAS TOWERS

As neon cities go, photographing Malaysia's capital Kuala Lumpur is a challenge, but also incredibly rewarding. It also gives Aurora 2018 a great workout.

The Petronas towers make a perfect centre focus.



## Petronas Towers at Night

This was actually my third attempt to shoot Kuala Lumpur at night. A thick humid haze had killed any chance of capturing anything half way decent. I'm happy with how this shot turned out.

### image info:

Camera body - Nikon D3  
Lens - 50mm f/1.4  
Focal length - 50.0 mm  
Aperture - f11.0  
ISO - 200  
Exposure mode - manual

Processed with: Aurora HDR 2018  
-edited with Luminar 2018


After a near catastrophic bike wreck on the Island of Borneo we ended up spending weeks in Kuala Lumpur rebuilding my badly damaged motorcycle.

Being a good traveler is like being a good photographer, you have to see the silver linings and be flexible enough to always make the most from plans that have gone wrong.

It's great to know beforehand what kind of image you want to create before you press the shutter button, but you have to be flexible and be able to see new and even better possibilities in your peripheral vision.

Have fun, appreciate everything and get creative.

Remember for a night time HDR shot like this a tripod is essential to remove any camera shake.



**“** PHOTO TIP: Unless you have the funds to stay in a centrally located hotel, getting any elevated vantage point is tough. So, head for the “Traders Hotel” and go to the 33rd floor and the perfectly positioned SKY BAR. You’ll get a great view and can sip a cocktail whilst you’re at it! Told you it was a top tip!



**image info:**

Camera body - Nikon D70s  
Lens - 18.0-70.0 mm f/3.5-4.5  
Focal length - 48.0 mm  
Aperture - f14.0  
ISO - 200  
Exposure mode - manual

Processed with: Tonality CK  
-edited with Luminar 2018

I first visited Yosemite as a teenager having been placed in California as an international exchange student.

To say the valley made an impression would be an understatement. On this journey Lisa and I have been back and ridden and walked this very special National Park.

In truth, I was concerned that after seeing and exploring on 5 other continents and now returning, that perhaps Yosemite would seem less special.

Well, that didn't happen. It's still incredible and one of the planet's most remarkable landscapes to photograph.

### THE TUNNEL VIEW

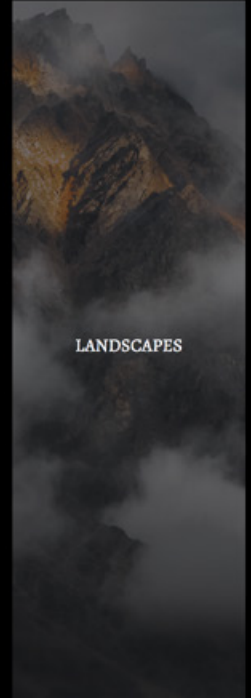



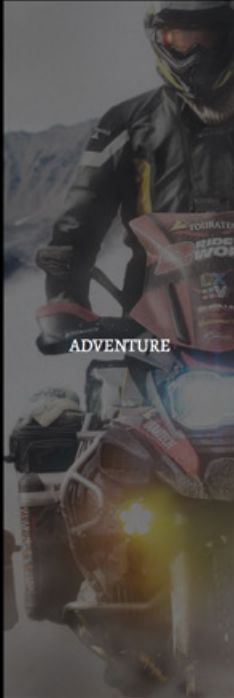
I spent two hours shooting this one view before the battery ran out and numb fingers got the better of me. Totally worth it!

# YOSEMITE VALLEY

“ PHOTO TIP: Visit Yosemite National park in the winter, when snowfall transforms the landscape. If you're using a DSLR, use small apertures and activate "mirror lock-up" to minimize camera shake.

---

# 2RIDE THE WORLD PHOTOGRAPHY



*Visit our new online prints gallery...*

www.**prints2ridetheworld**.com

After years of searching for the right online-home for our precious images and irreplaceable media we found smugmug.

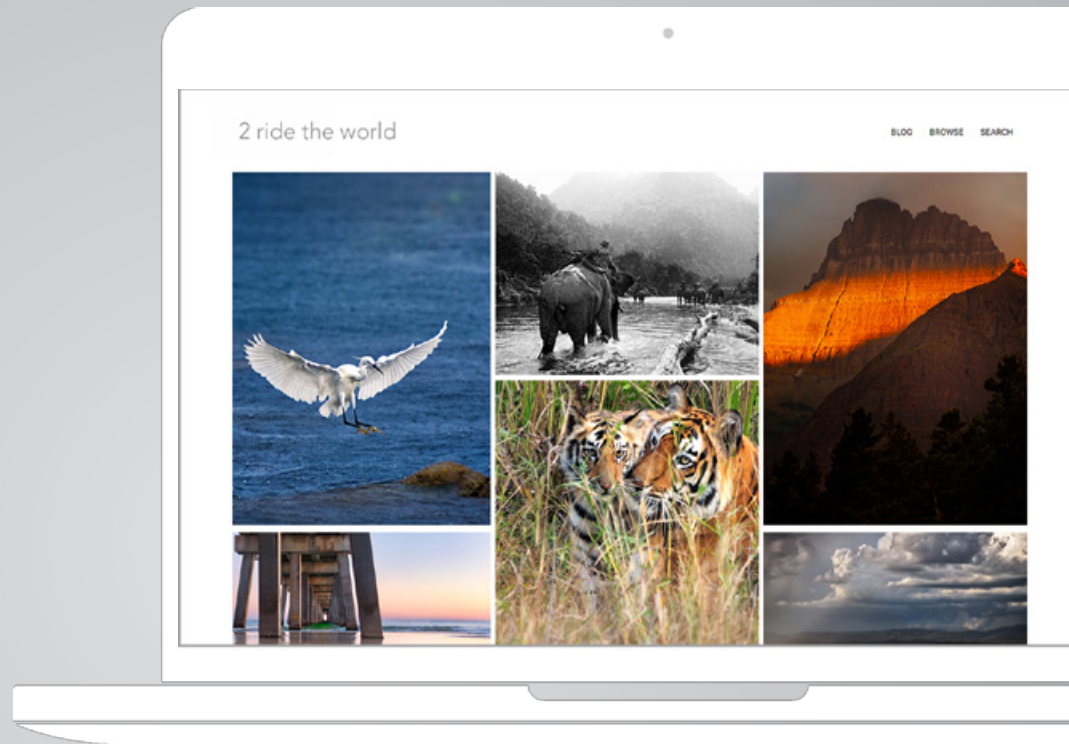
These guys offer one of the smartest, most intuitive and most customizable image based platforms on the market.

## TAKE YOUR PHOTOS FURTHER

Photos are a reflection of your experiences—what drives you, where you've been, where you're going, who you love. SmugMug is a safe, beautiful home for all of it—your journey and your photos. Protect your photos and memories with a SmugMug site and give them a place to shine.

## MAKE IT YOUR OWN

Craft the site your photos deserve. One that complements your images as well as your image. Start with a gallery layout that displays your photos just the way you like them, then select a design template for your site that looks and feels right. Customize every pixel or enjoy the ease of default settings. You've got the tools. It's all you.



*"yep, go ahead and click me."*

Recieve **15% DISCOUNT**  
on smugmug  
using our special e-book link

SmugMug 

# LIKE OUR IMAGES?

After exploring and photographing our planet for fourteen years, we have a vast library of award-winning images ready to ship to your door, framed or unframed.



Adventure



Landscape



Portraits



Wildlife



Nature







HOME OR  
WORKSPACE

Browse and buy our photography at:

[www.prints2ridetheworld.com](http://www.prints2ridetheworld.com)

or contact me at: [simonthomas@2ridetheworld.com](mailto:simonthomas@2ridetheworld.com)



We have been travelling continuously since 2003 and share our stories and photographs via our website and on the various social media sites. We also speak at industry events around the globe. We'd love to connect with you via our email newsletter, in person, or on your favourite online hangout. So, drop by and say hi.



[facebook/2RideTheWorld](https://www.facebook.com/2RideTheWorld)



[instagram/2RideTheWorld](https://www.instagram.com/2RideTheWorld)



[twitter/2RideTheWorld](https://twitter.com/2RideTheWorld)



[plus.google/2RideTheWorld](https://plus.google.com/2RideTheWorld)



[youtube/2RideTheWorld](https://www.youtube.com/2RideTheWorld)



email: [lisathomas@2ridetheworld.com](mailto:lisathomas@2ridetheworld.com)



**2RIDETHEWORLD.COM**



“You pair are probably the most inspiring people  
that I have ever met.”  
Brian Miller



# PUBLIC SPEAKING EVENTS



SIMON & LISA THOMAS

Motivational & Keynote Speakers, Seminar Leaders, Trainers & Entertainers

## BOOK YOUR EVENT NOW

Contact us at

[lisathomas@2ridetheworld.com](mailto:lisathomas@2ridetheworld.com)



clients include: adidas, BMW Motorrad, KTM, Kawasaki, MFAA

## INSPIRE

“I came away from your talk in Frankton last night totally blown away by your presentation. The vision you both must have to achieve such a trip is beyond belief. I would love to come back and hear more.” —*David Wright*

## MOTIVATE

“You guys are my heroes. You inspired my trip across Canada. Next? Oakland, California, to Tierra del Fuego, next year.” —*Miguel*

## EDUCATE

“Thank you so much for your inspirational message tonight. I was especially blown away by your closing comments. You two truly have a special gift in each other and it shows.” —*Bob Nelson*

## TESTIMONIALS

*I wanted to reach out to thank you for your visit to adidas Head Office. Our entire team was very excited to hear about your adventures and how your experience could apply to innovation and problem solving across our global platform. Your presentation was lively, funny, and informative and above all, inspiring.*

Sr. Director, adidas

*Simon and Lisa captured the audience's attention immediately and delivered, with high energy and enthusiasm, to a full house. I would happily recommend Simon and Lisa Thomas (aka 2 Ride the World) to any Company or Organisation looking to motivate and inspire their Staff with something a little different that encourages the audience to set and achieve their own life goals.*

Andrew,

Mortgage & Finance Association of Australia

*Lisa & Simon stand out as an audience captivating team. They definitely belong to the thin upper league of real world travellers and presenters who can be trusted to present anywhere for any audience.*

Kimmo, Touratech-USA

*Over the last twelve years we have had the pleasure of hosting some 100-plus presentations from both regular and BIG name adventure moto-personalities alike. It's easy to say that Lisa and Simon set a new standard by which all future presenters will be measured. With almost 160 guests the turnout was close to store capacity!*

Brendan, GM SOUTH SOUND MOTORCYCLES

# **2** RIDE THE WORLD<sup>®</sup>



[www.2RIDETHEWORLD.COM](http://www.2RIDETHEWORLD.COM)